

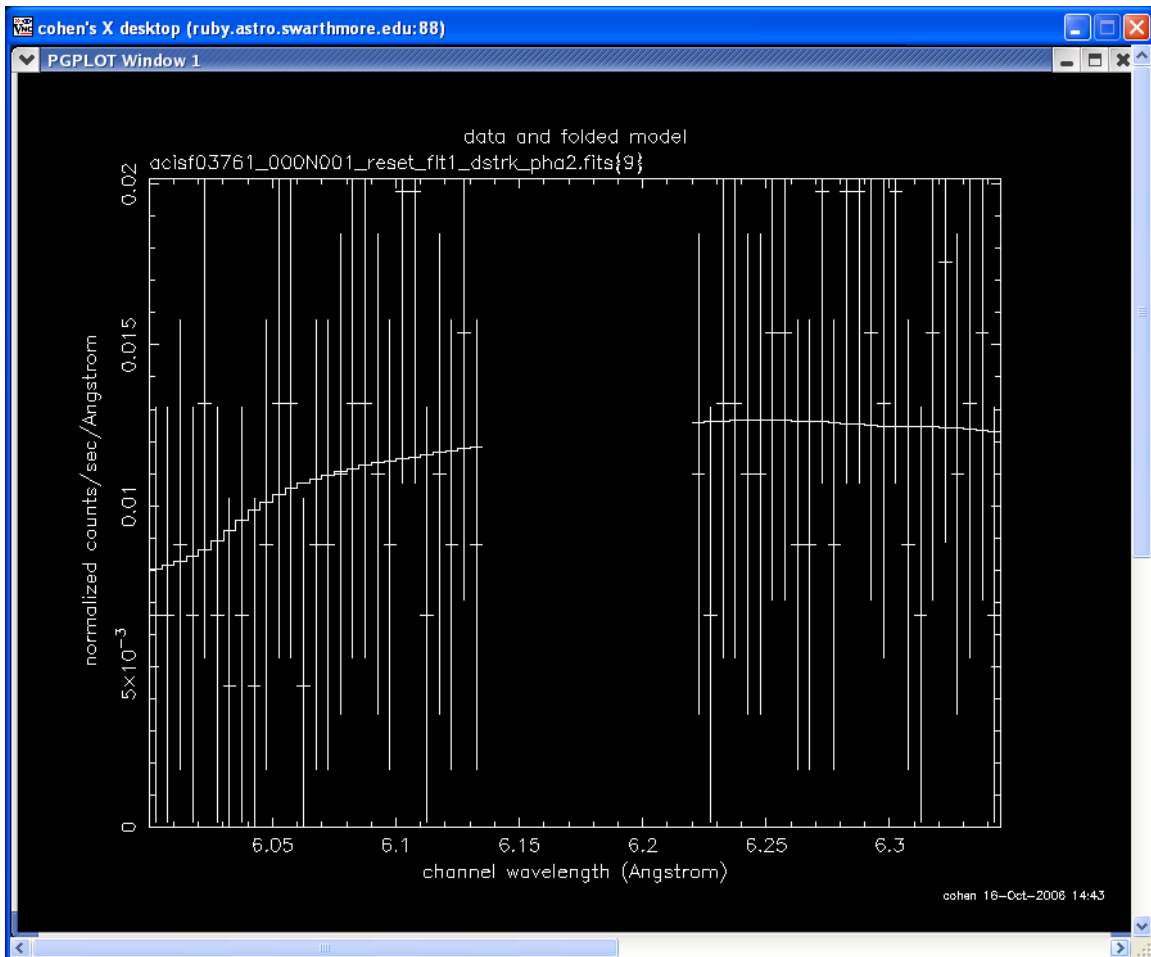
Re-fitting the DoAr21 spectrum near the Si XIV line
Using Marc's remade rmfs and garfs
16 Oct 2006

Powerlaw index = 2; norm free
C-stat

On (ignore: 0.0-6.00, 6.14-6.22, 6.35-**) N=52 bins

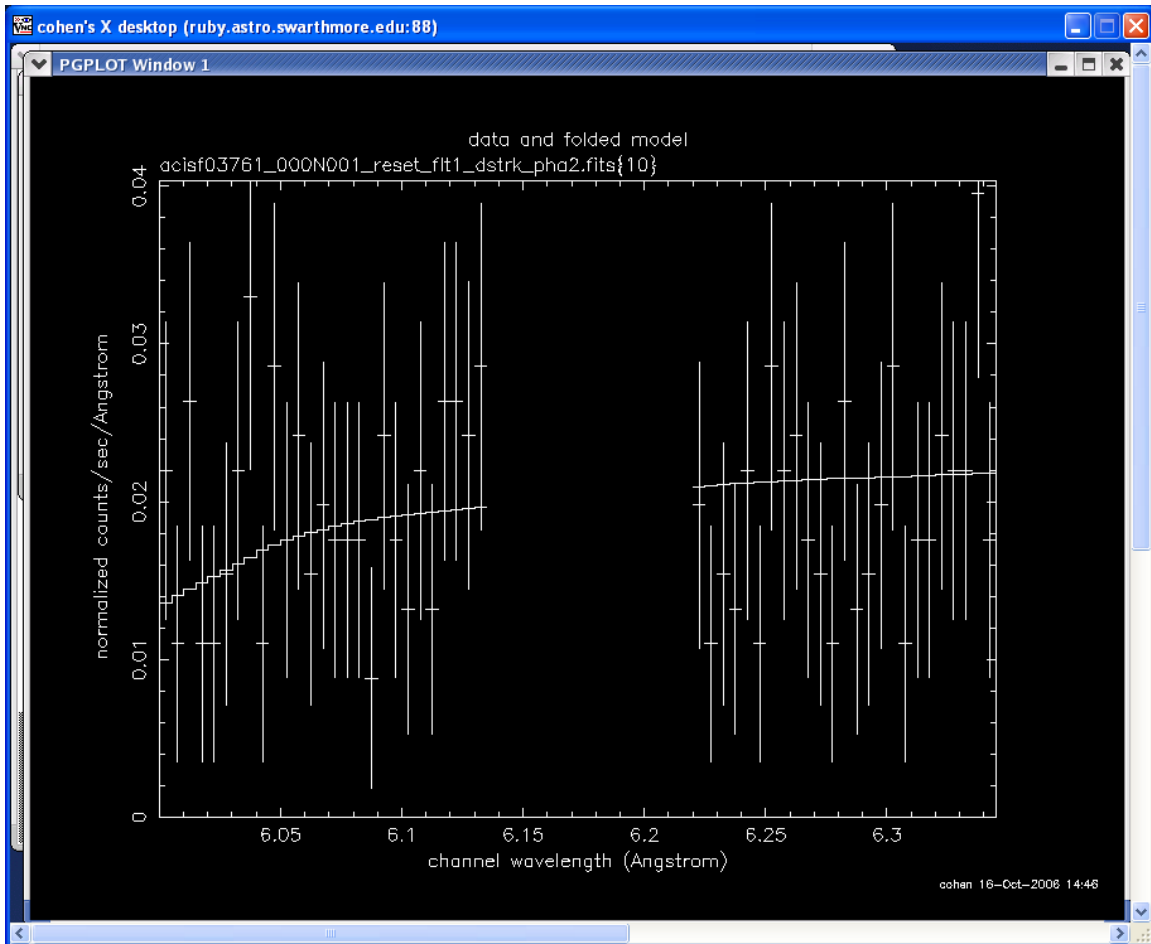
MEG -1

norm=3.51e-3
Cstat=32.09
goodness=1%



MEG +1

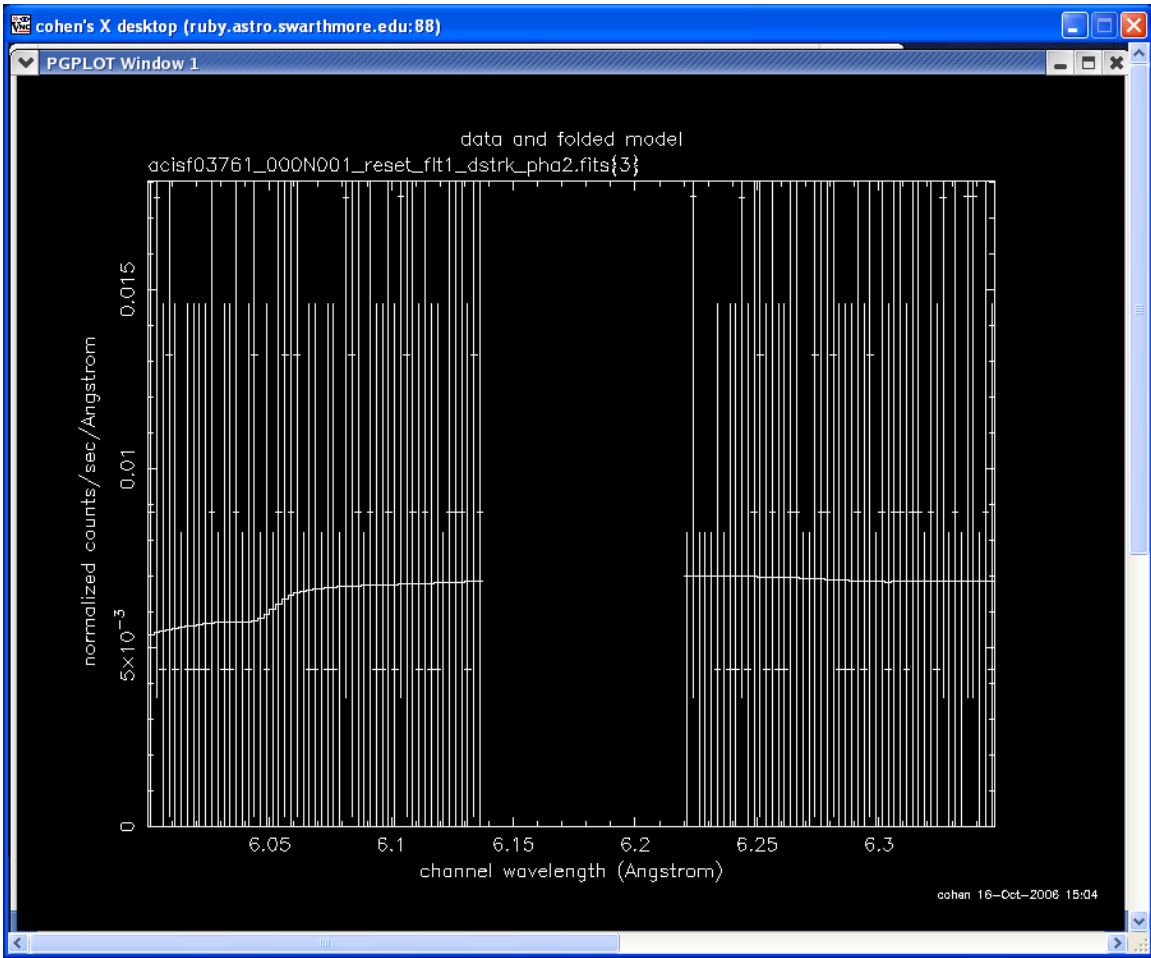
norm=3.92e-3
Cstat=55.22
goodness=50%



N=106 bins over same wavelength range in the HEG

HEG -1

norm=3.39e-3
Cstat=112.59
goodness=23%

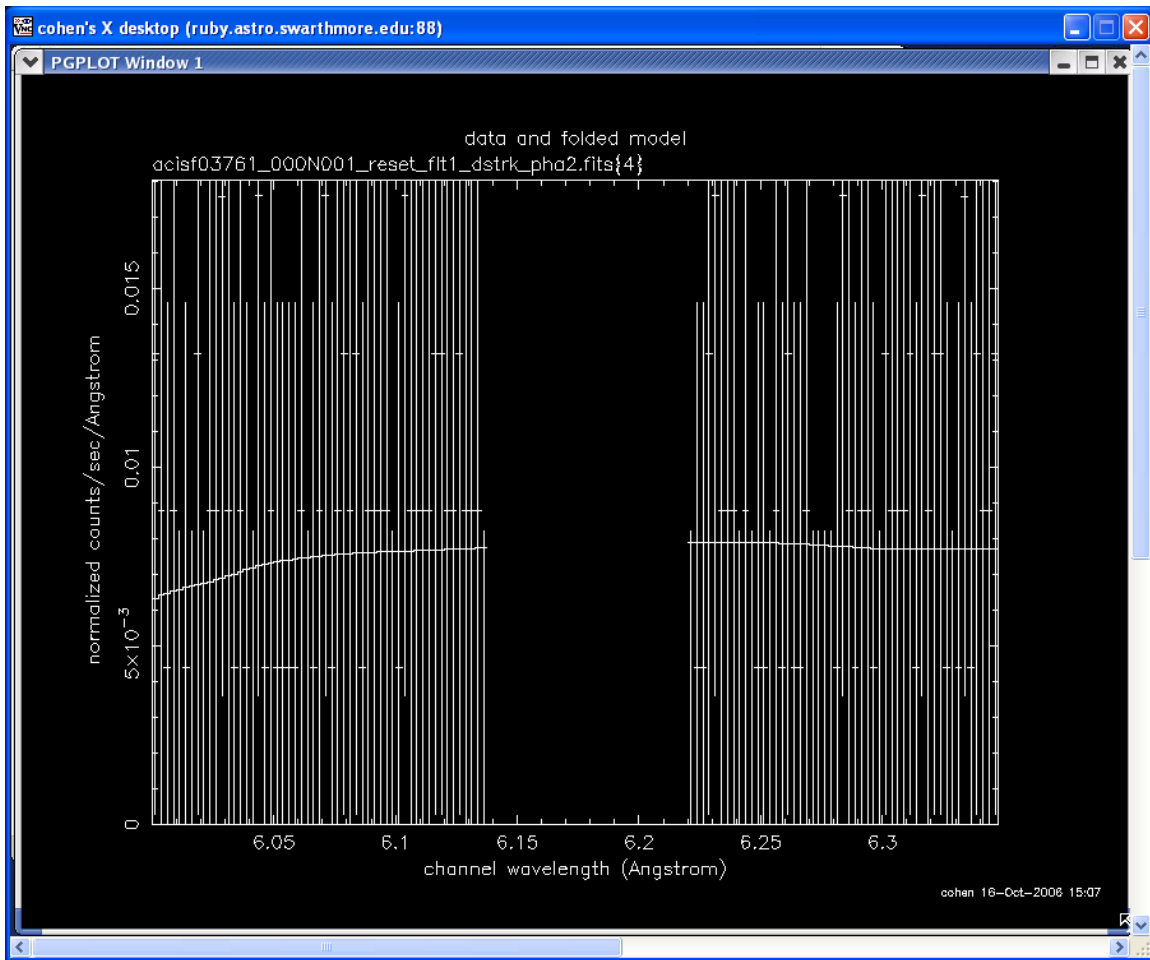


HEG +1

norm=3.96e-3

Cstat=99.32

goodness=7%



These values are now in pretty good seeming agreement. Are they formally consistent with each other?

3.65e-3 : 4.25e-3 is the 68% confidence range ($\Delta C=1$) for the HEG+1 data
 3.13e-3 : 3.66e-3 for HEG-1

3.30e-3 : 3.73e-3 for MEG-1
 3.73e-3 : 4.10e-3 for MEG+1

2. FITTING LGAUSS + POW TO THE LINE AND NEARBY CONTINUUM

include 6.12:6.26 (so, less continuum) for the MEG
 use the powerlaw continuum fits found above
 first, fit one arm at a time

flux-weighted wavelength 6.1822

MEG -1

Model: lgauss<1> + powerlaw<2>

Model Fit Model Component Parameter Unit Value

par par comp

1	1	1	lgauss	waveleng	A	6.18101	+/- 0.766898
2	2	1	lgauss	sigma	mA	3.31913	+/- 3.74697
3	3	1	lgauss	norm		2.133308E-05	+/- 0.614124E-05
4	4	2	powerlaw	PhoIndex		2.00000	frozen
5	5	2	powerlaw	norm		3.510000E-03	frozen

C-statistic = 19.82894 using 27 PHA bins.

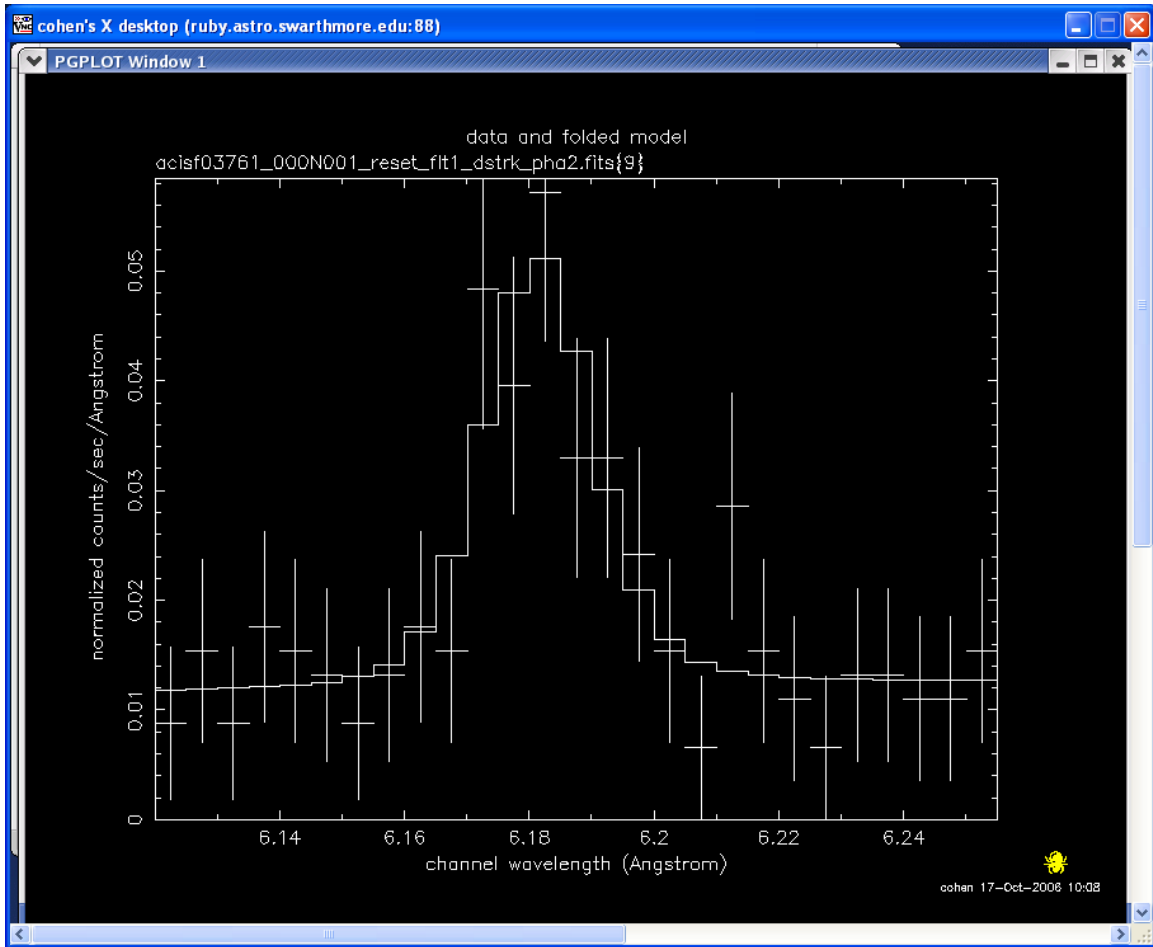
Akaike Information Criterion = 129.9601

Bayesian Information Criterion = 140.3388

XSPEC>plot

XSPEC>goodness nosim 100

18.00% of realizations have a fit statistic < 19.83



MEG +1

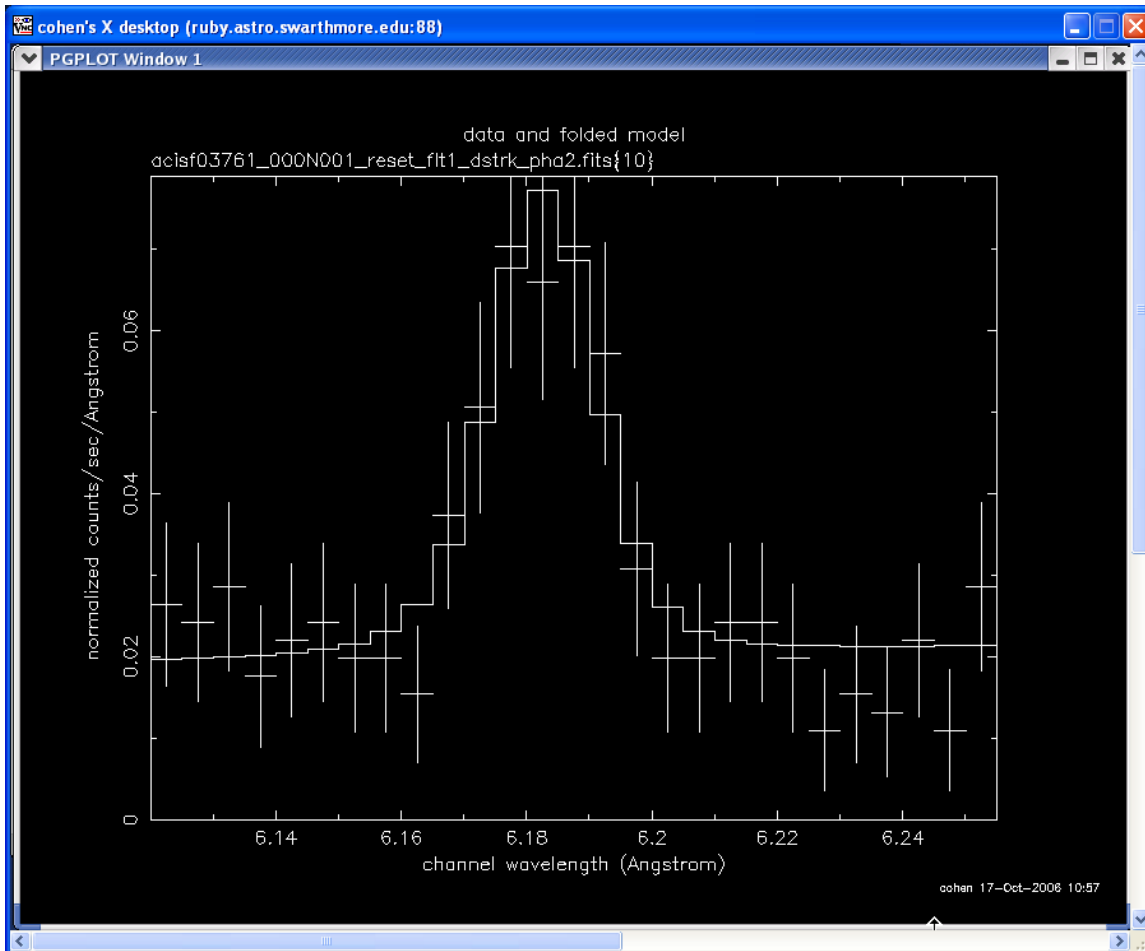
 Model: lgauss<1> + powerlaw<2>

Model	Fit	Model	Component	Parameter	Unit	Value
par	par	comp				
1	1	1	lgauss	wavelength	A	6.18300 +/- 0.681443
2	2	1	lgauss	sigma	mA	2.70485 +/- 3.70431
3	3	1	lgauss	norm		2.014430E-05 +/- 0.463579E-05
4	4	2	powerlaw	PhoIndex		2.00000 frozen
5	5	2	powerlaw	norm		3.920000E-03 frozen

C-statistic = 17.99811 using 27 PHA bins.

XSPEC>goodness nosim 100

8.00% of realizations have a fit statistic < 18.00



Combined +1/-1 MEG fit:

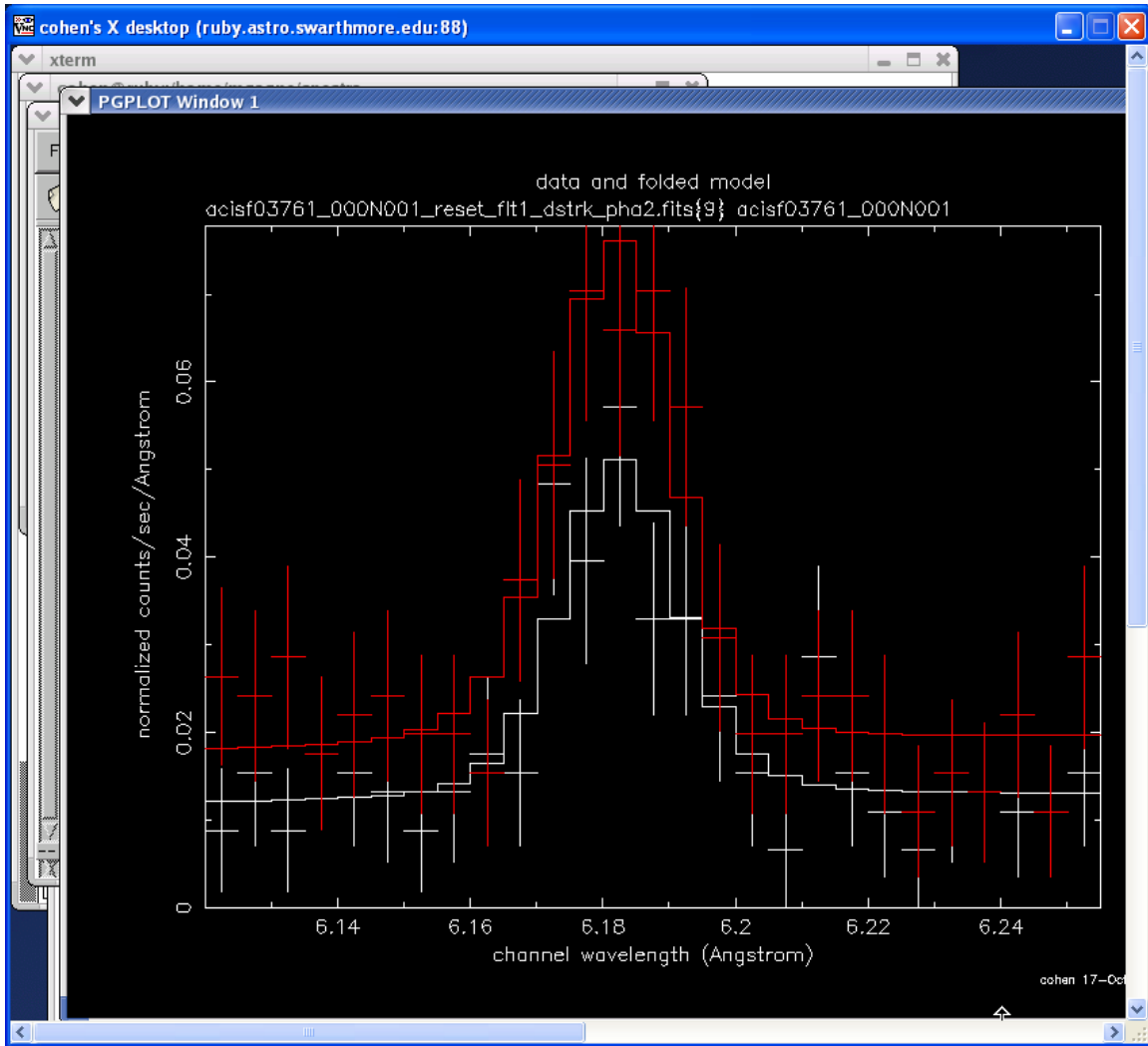
 Model: lgauss<1> + powerlaw<2>

Model	Fit	Component	Parameter	Unit	Value
par	par	comp			
1	1	1	lgauss waveleng	A	6.18223 +/- 0.445459
2	2	1	lgauss sigma	mA	3.46990 +/- 2.48399
3	3	1	lgauss norm		2.101552E-05 +/- 0.442108E-05
4	4	2	powerlaw PhoIndex		2.00000 frozen
5	5	2	powerlaw norm		3.615801E-03 +/- 0.361336E-03

C-statistic = 38.57593 using 54 PHA bins.

XSPEC>goodness nosim 100

6.00% of realizations have a fit statistic < 38.58



For HEG fit [6.16:6.21] using the power-law continuum fits listed above

HEG -1

 Model: lgauss<1> + powerlaw<2>

Model Fit Model Component Parameter Unit Value

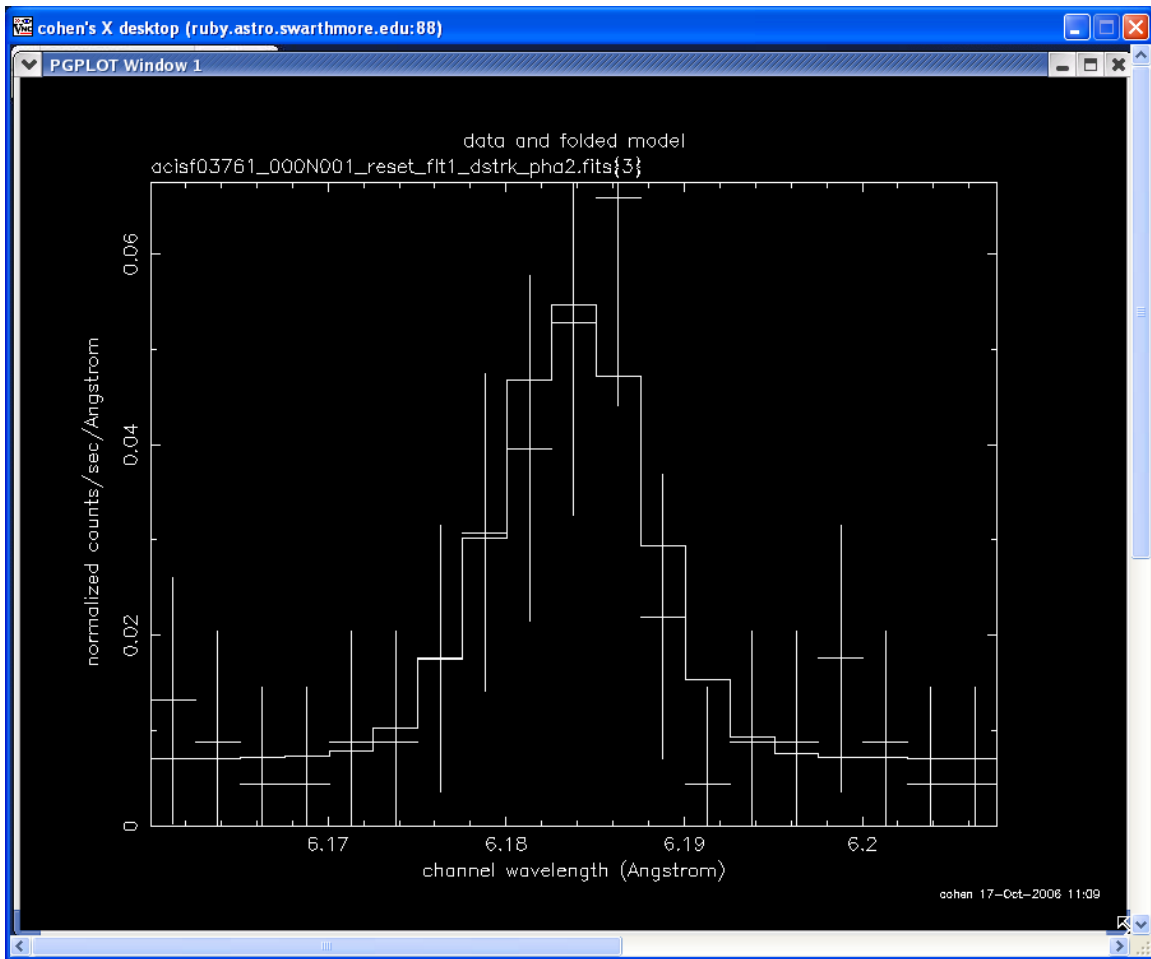
par par comp

1	1	1	lgauss	wavelength	A	6.18350	+/-	-1.00000
2	2	1	lgauss	sigma	mA	4.855193E-02	+/-	-1.00000
3	3	1	lgauss	norm		1.981350E-05	+/-	0.639536E-05
4	4	2	powerlaw	PhoIndex		2.00000		frozen
5	5	2	powerlaw	norm		3.390000E-03		frozen

```

-----
C-statistic = 9.514089 using 19 PHA bins.
Akaike Information Criterion = 70.95518
Bayesian Information Criterion = 77.94739
XSPEC>plot
XSPEC>goodness nosim 100
0.00% of realizations have a fit statistic < 9.514

```



HEG +1

```

-----
Model: lgauss<1> + powerlaw<2>
Model Fit Model Component Parameter Unit Value
par par comp
1 1 1 lgauss waveleng A 6.18310 +/- 224481.
2 2 1 lgauss sigma mA 4.03149 +/- 1.78121
3 3 1 lgauss norm 1.928333E-05 +/- 0.749858E-05
4 4 2 powerlaw PhoIndex 2.00000 frozen

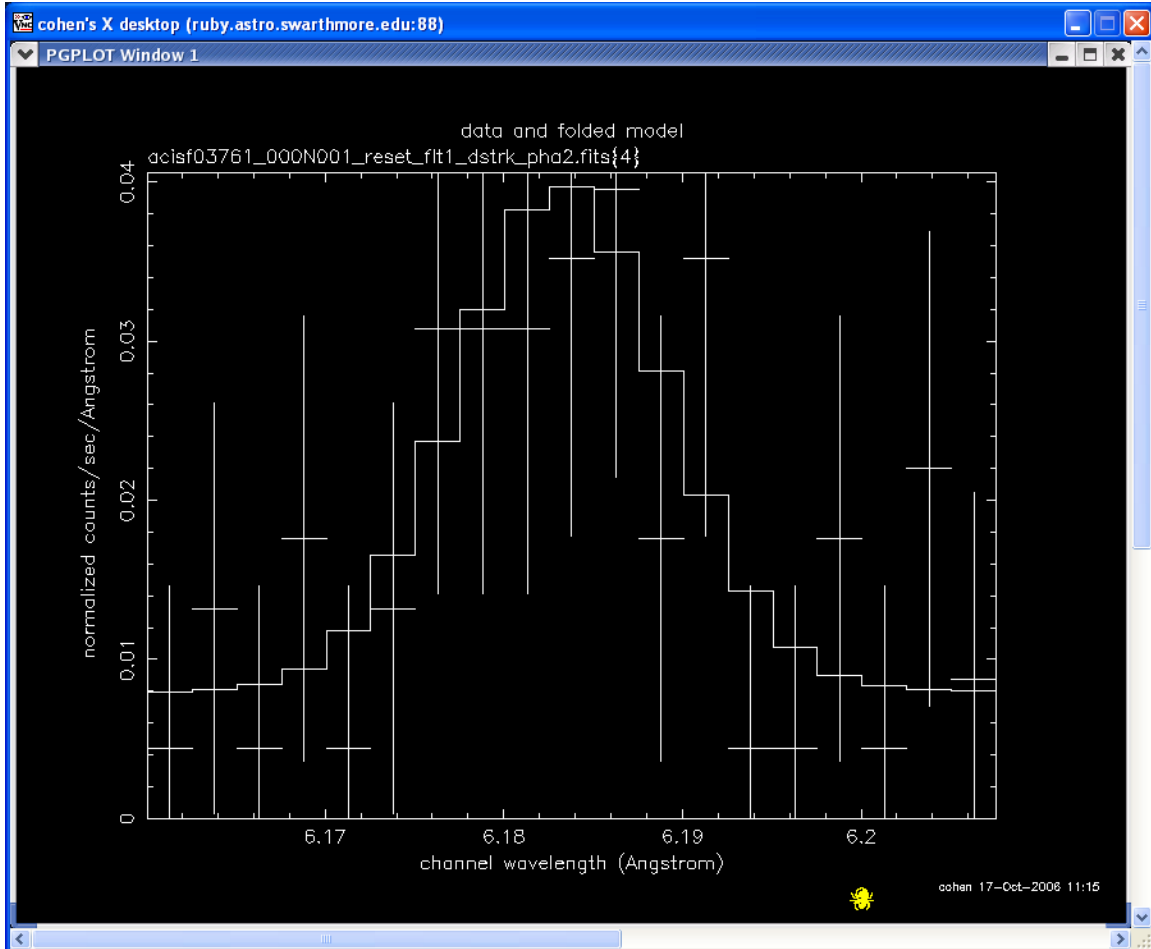
```

5 5 2 powerlaw norm 3.960000E-03 frozen

C-statistic = 17.41483 using 19 PHA bins.

XSPEC>goodness nosim 100

38.00% of realizations have a fit statistic < 17.41



combined HEG:

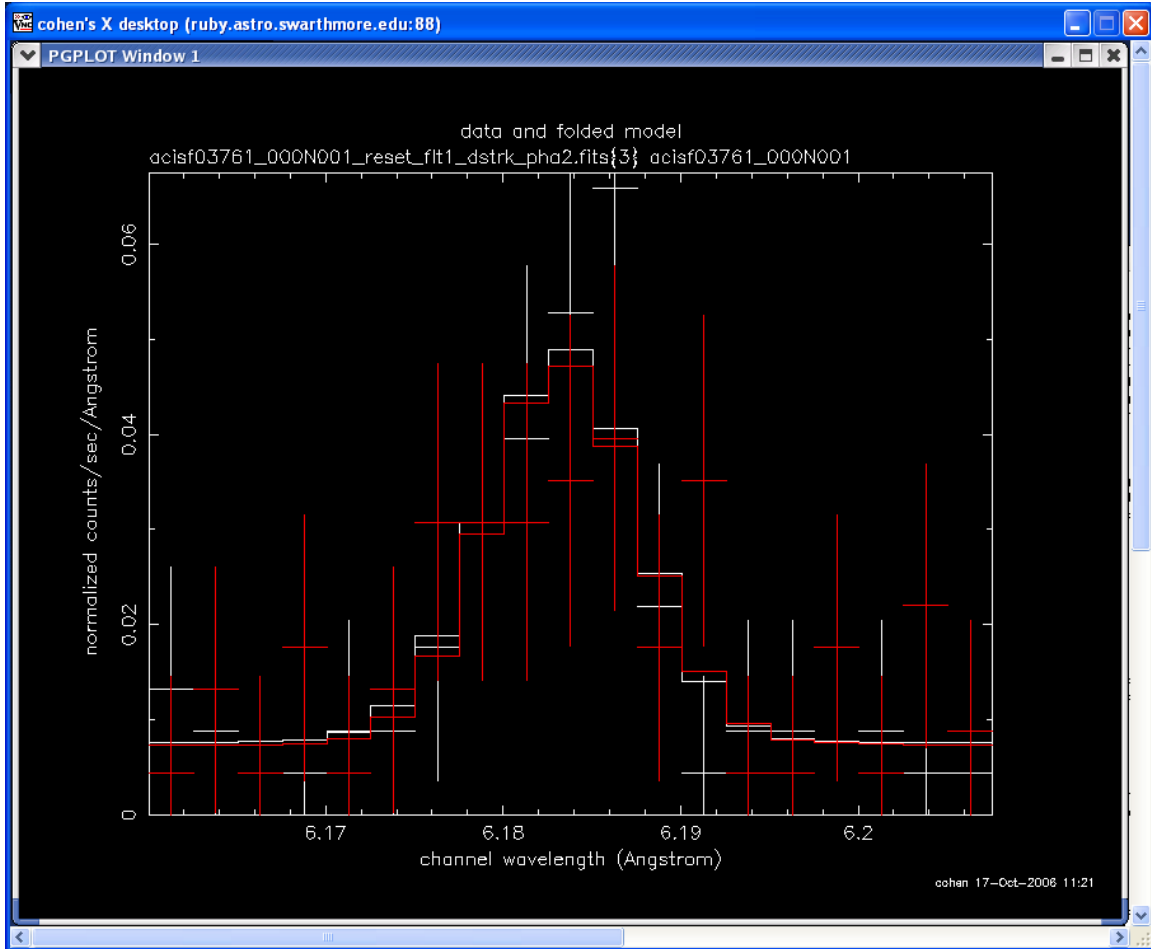
Model: lgauss<1> + powerlaw<2>

Model Fit Model Component Parameter Unit Value

par par comp

1	1	1	lgauss	wavelength	A	6.18300	+/-	-1.00000
2	2	1	lgauss	sigma	mA	0.534587	+/-	0.521688
3	3	1	lgauss	norm		1.765386E-05	+/-	0.469634E-05
4	4	2	powerlaw	PhoIndex		2.00000		frozen
5	5	2	powerlaw	norm		3.650000E-03		frozen

 C-statistic = 31.28625 using 38 PHA bins.
 XSPEC>goodness nosim 100
 11.00% of realizations have a fit statistic < 31.29



Finally, combined HEG + MEG, both -1 and +1

First, fit a continuum to the combined data:

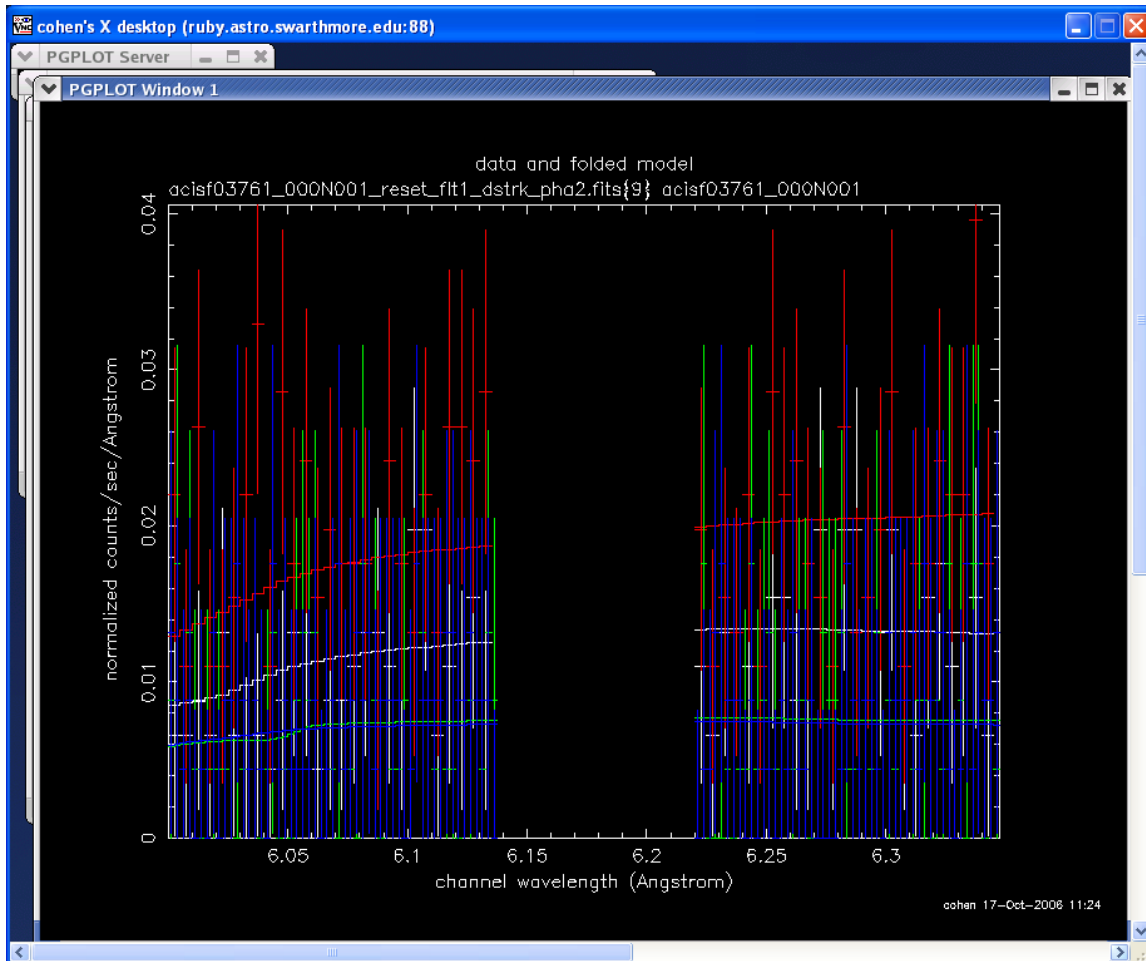
 Model: powerlaw<1>
 Model Fit Model Component Parameter Unit Value
 par par comp
 1 1 1 powerlaw PhoIndex 2.00000 frozen
 2 2 1 powerlaw norm 3.729019E-03 +/- 0.165993E-03

 C-statistic = 303.4495 using 316 PHA bins.

```

Akaike Information Criterion = 1125.339
Bayesian Information Criterion = 1130.315
XSPEC>plot
XSPEC>goodness nosim 100
2.00% of realizations have a fit statistic < 303.4

```



Now fit the line with this continuum level fixed

6.14:6.23

```

-----
Model: lgauss<1> + powerlaw<2>
Model Fit Model Component Parameter Unit Value
par par comp
1 1 1 lgauss waveleng A 6.18314 +/- 3.92931
2 2 1 lgauss sigma mA 1.95399 +/- 1.22807
3 3 1 lgauss norm 1.940000E-05 +/- 0.00000
4 4 2 powerlaw PhoIndex 2.00000 frozen

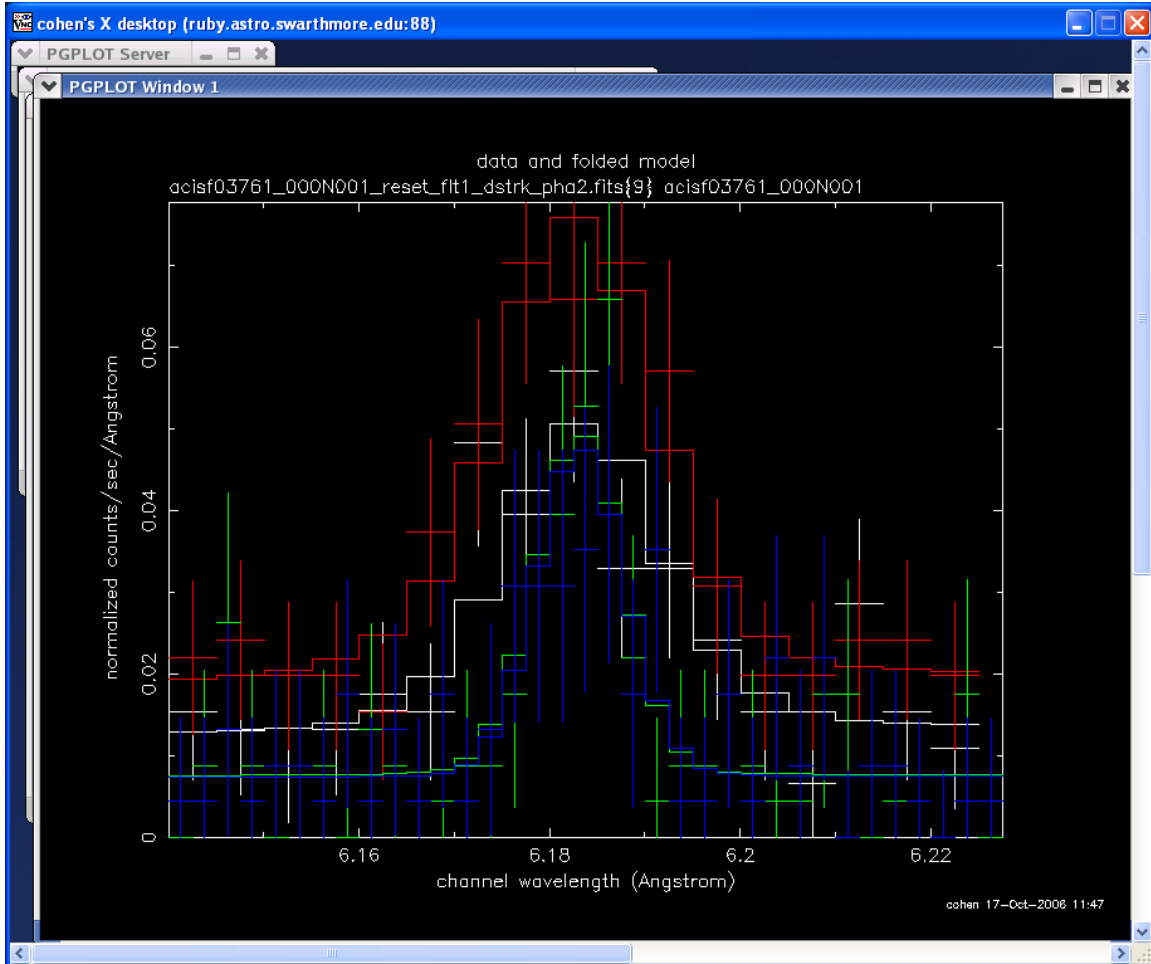
```

5 5 2 powerlaw norm 3.730000E-03 frozen

C-statistic = 105.5544 using 104 PHA bins.

XSPEC>goodness nosim 100

31.00% of realizations have a fit statistic < 105.6



68% confidence limits:

lambda: 6.18248 – 6.18461

sigma: 0.1 – 3.4 mA

norm: 1.79e-5 : 2.09e-5